

BGL TRAINING FUND
INVESTMENT SUMMARY REPORT (WITH YIELDS) AT 30 JUNE 2014

Investment	Units	Cost		Market		Income	Yield	
		Per unit	Total	Per unit	Total		Cost	Market
Cash/Bank Accounts								
Cash at Bank			487,681		487,681	4,250	0.87%	0.87%
			487,681		487,681	4,250		
Fixed Interest Securities (Australian)								
Westpac Term Deposit	1	40,000.00	40,000	40,000.00	40,000	4,800	12.00%	12.00%
			40,000		40,000	4,800		
Real Estate Properties (Australian)								
Unit 7, 270 Grange Road, Toorak	1	90,000.00	90,000	574,300.00	574,300	14,000	15.56%	2.44%
			90,000		574,300	14,000		
Shares in Listed Companies (Australian)								
ABC Limited	4,000	9.08	36,320	3.34	13,360	61	0.17%	0.46%
Bhp Billiton Limited - Ordinary Fully Paid	2,000	11.84	23,680	39.38	78,760	4,061	17.15%	5.16%
National Australia Bank Limited - Ordinary Fully Paid	4,000	5.01	20,040	33.31	133,240	2,495	12.45%	1.87%
			80,040		225,360	6,617		
Units in Listed Unit Trusts (Australian)								
Gpt Group - Stapled Securities Fully Paid	12,700	1.97	25,000	3.56	45,212	4,500	18.00%	9.95%
			25,000		45,212	4,500		
			722,721		1,372,553	34,167		

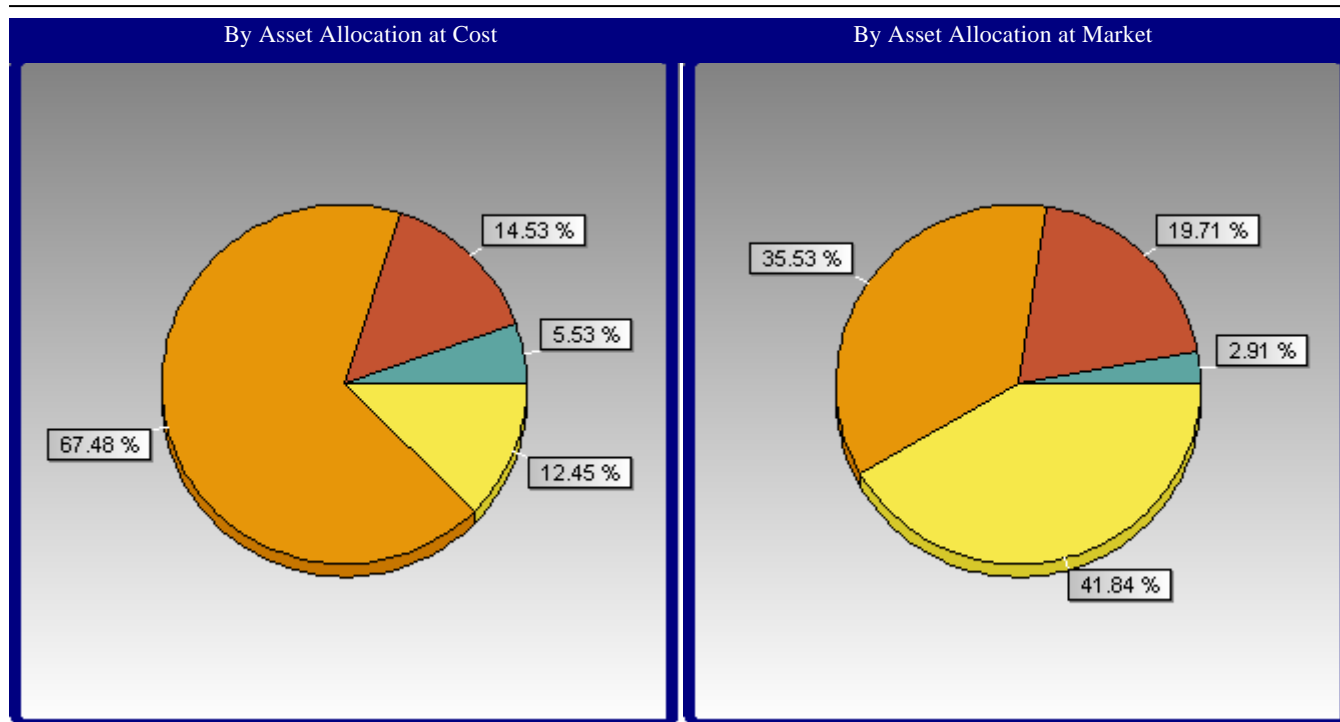
BGL TRAINING FUND
INVESTMENT SUMMARY REPORT AT 30 JUNE 2014

Investment	Units	Ave Cost	Mkt Price	Cost	Market	Unrealised Gain/(Loss)	Percent Gain/(Loss)	Percent Total
Cash/Bank Accounts								
Cash at Bank		487,681.00	487,681.00	487,681	487,681			35.53%
				487,681	487,681			35.53%
Fixed Interest Securities (Australian)								
Westpac Term Deposit	1	40,000.00	40,000.00	40,000	40,000			2.91%
				40,000	40,000			2.91%
Real Estate Properties (Australian)								
Unit 7, 270 Grange Road, Toorak	1	90,000.00	574,300.00	90,000	574,300	484,300	538.11%	41.84%
				90,000	574,300	484,300	538.11%	41.84%
Shares in Listed Companies (Australian)								
ABC Limited	4,000	9.08	3.34	36,320	13,360	(22,960)	(63.22%)	0.97%
Bhp Billiton Limited - Ordinary Fully Paid	2,000	11.84	39.38	23,680	78,760	55,080	232.60%	5.74%
National Australia Bank Limited - Ordinary Fully Paid	4,000	5.01	33.31	20,040	133,240	113,200	564.87%	9.71%
				80,040	225,360	145,320	181.56%	16.42%
Units in Listed Unit Trusts (Australian)								
Gpt Group - Stapled Securities Fully Paid	12,700	1.97	3.56	25,000	45,212	20,212	80.85%	3.29%
				25,000	45,212	20,212	80.85%	3.29%
				722,721	1,372,553	649,832	89.91%	100.00%

BGL TRAINING FUND
INVESTMENT CHANGE REPORT AT 30 JUNE 2014

Investment	This Year			Last Year			Market Change	
	Units	Cost	Market	Units	Cost	Market	Change	Percent
Cash/Bank Accounts								
Cash at Bank		487,681	487,681		402,534	402,534	85,147	21.15%
		487,681	487,681		402,534	402,534	85,147	21.15%
Fixed Interest Securities (Australian)								
Westpac Term Deposit	1	40,000	40,000	1	40,000	40,000		
		40,000	40,000		40,000	40,000		
Real Estate Properties (Australian)								
Unit 7, 270 Grange Road, Toorak	1	90,000	574,300	1	90,000	900	573,400	63,711.11%
		90,000	574,300		90,000	900	573,400	63,711.11%
Shares in Listed Companies (Australian)								
ABC Limited	4,000	36,320	13,360	4,000	36,320	13,200	160	1.21%
Bhp Billiton Limited - Ordinary Fully Paid	2,000	23,680	78,760	2,000	23,680	62,740	16,020	25.53%
National Australia Bank Limited - Ordinary Fully Paid	4,000	20,040	133,240				133,240	100.00%
		80,040	225,360		60,000	75,940	149,420	196.76%
Units in Listed Unit Trusts (Australian)								
Gpt Group - Stapled Securities Fully Paid	12,700	25,000	45,212	12,700	25,000	48,768	(3,556)	(7.29%)
		25,000	45,212		25,000	48,768	(3,556)	(7.29%)
		722,721	1,372,553		617,534	568,142	804,411	141.59%

BGL TRAINING FUND
INVESTMENT SUMMARY PIE CHARTS AT 30 JUNE 2014



Asset Groups (by Asset Allocation)	Cost		Market	
	Amount	Percent	Amount	Percent
Australian Fixed Interest	40,000	5.53%	40,000	2.91%
Australian Shares	105,040	14.53%	270,572	19.71%
Cash	487,681	67.48%	487,681	35.53%
Direct Property	90,000	12.45%	574,300	41.84%
	722,721	100.00%	1,372,553	100.00%

BGL TRAINING FUND
DETAILED SCHEDULE OF FUND ASSETS
FOR THE YEAR ENDED 30 JUNE 2014

Date	Details	Units	Amount	Held for 45 Days at report date ?
Cash/Bank Accounts				
<u>Cash at Bank</u>				
30/06/2011	Opening Balance		381,140	
30/06/2013			4,500	
30/06/2013			1,000	
30/06/2013			(103)	
30/06/2013			(800)	
30/06/2013			(750)	
30/06/2013			1,522	
30/06/2013			14,000	
30/06/2013			524	
30/06/2013			1,500	
30/06/2014			4,500	
30/06/2014			2,843	
30/06/2014			43	
30/06/2014			(20,040)	
30/06/2014			1,746	
30/06/2014			37,000	
30/06/2014			38,000	
30/06/2014			4,250	
30/06/2014			4,800	
30/06/2014			14,000	
30/06/2014			(700)	
30/06/2014			(1,250)	
30/06/2014			(45)	
			<hr/>	
			487,680	
Fixed Interest Securities (Australian)				
<u>Westpac Term Deposit</u>				
30/06/2011	Initial Deposit	1	40,000	Yes
		<hr/>	<hr/>	
		1	40,000	
Real Estate Properties (Australian)				
<u>Unit 7, 270 Grange Road, Toorak</u>				
16/06/1995	Purchase	1	90,000	Yes
30/06/2011	Revaluation		310,000	
30/06/2013	Market valuation adjustment at 30/06/2013		(399,100)	
30/06/2014	Market valuation adjustment at 30/06/2014		573,400	
		<hr/>	<hr/>	
		1	574,300	
Shares in Listed Companies (Australian)				
<u>ABC Limited</u>				
30/06/2001	Purchase	4,000	36,320	Yes
30/06/2011	Revaluation		51,680	
30/06/2013	Market valuation adjustment at 30/06/2013		(74,800)	
30/06/2014	Market valuation adjustment at 30/06/2014		160	
		<hr/>	<hr/>	
		4,000	13,360	
<u>Bhp Billiton Limited - Ordinary Fully Paid</u>				
17/07/1994	Purchase	1,000	11,940	Yes

BGL TRAINING FUND
DETAILED SCHEDULE OF FUND ASSETS
FOR THE YEAR ENDED 30 JUNE 2014

Date	Details	Units	Amount	Held for 45 Days at report date ?
01/02/1997	Purchase	1,000	11,740	Yes
30/06/2011	Revaluation		63,920	
30/06/2013	Market valuation adjustment at 30/06/2013		(24,860)	
30/06/2014	Market valuation adjustment at 30/06/2014		16,020	
		2,000	78,760	
<u>National Australia Bank Limited - Ordinary Fully Paid</u>				
30/06/2014	Purchase	4,000	20,040	No
30/06/2014	Market valuation adjustment at 30/06/2014		113,200	
		4,000	133,240	
Units in Listed Unit Trusts (Australian)				
<u>Gpt Group - Stapled Securities Fully Paid</u>				
01/10/1995	Purchase	12,700	25,000	Yes
30/06/2011	Revaluation		15,132	
30/06/2013	Market valuation adjustment at 30/06/2013		8,636	
30/06/2014	Market valuation adjustment at 30/06/2014		(3,556)	
		12,700	45,212	
			1,372,552	

BGL TRAINING FUND
INVESTMENT MOVEMENT REPORT AT 30 JUNE 2014

Investment	Opening Balance		Additions		Disposals			Closing Balance		
	Units	Cost	Units	Cost	Units	Cost	Prof/(Loss)	Units	Cost	Market
Cash/Bank Accounts										
Cash at Bank		402,534		107,182		(22,035)			487,681	487,681
		<u>402,534</u>		<u>107,182</u>		<u>(22,035)</u>			<u>487,681</u>	<u>487,681</u>
Fixed Interest Securities (Australian)										
Westpac Term Deposit	1	40,000						1	40,000	40,000
		<u>40,000</u>							<u>40,000</u>	<u>40,000</u>
Real Estate Properties (Australian)										
Unit 7, 270 Grange Road, Toorak	1	90,000						1	90,000	574,300
		<u>90,000</u>							<u>90,000</u>	<u>574,300</u>
Shares in Listed Companies (Australian)										
ABC Limited	4,000	36,320						4,000	36,320	13,360
Bhp Billiton Limited - Ordinary Fully Paid	2,000	23,680						2,000	23,680	78,760
National Australia Bank Limited - Ordinary Fully Paid			4,000	20,040				4,000	20,040	133,240
		<u>60,000</u>		<u>20,040</u>					<u>80,040</u>	<u>225,360</u>
Units in Listed Unit Trusts (Australian)										
Gpt Group - Stapled Securities Fully Paid	12,700	25,000						12,700	25,000	45,212
		<u>25,000</u>							<u>25,000</u>	<u>45,212</u>
		<u>617,534</u>		<u>127,222</u>		<u>(22,035)</u>			<u>722,721</u>	<u>1,372,553</u>

BGL TRAINING FUND
INVESTMENT DISPOSALS REPORT AT 30 JUNE 2014

Investment	Disposal Method	Units Sold	Purchase Cost	Cost Base Adjustments	Adjusted Cost Base	Consideration	Total Prof/(Loss)	Taxable Prof/(Loss)	Non Taxable Prof/(Loss)	Accounting Prof/(Loss)
			0	0	0	0	0	0	0	0

BGL TRAINING FUND
INVESTMENT INCOME REPORT AT 30 JUNE 2014

Investment				Add			Less						Taxable Income (incl Cap Gains)	Indexed Capital Gains	Discounted Capital Gains*	Other Capital Gains*	Taxable Capital Gains
	Total	Franked	Unfranked	Franking	Foreign	TFN	Tax Free	Tax Exempt	Tax	Expenses	Capital	GST					
	Income	Amount	Amount	Credits	Credits	Credits			Deferred		Gains Disc.*						
Cash/Bank Accounts																	
Cash at Bank	4,250												4,250				
	4,250												4,250				
Fixed Interest Securities (Australian)																	
Westpac Term Deposit	4,800												4,800				
	4,800												4,800				
Real Estate Properties (Australian)																	
Unit 7, 270 Grange Road, Toorak	14,000												14,000				
	14,000												14,000				
Shares in Listed Companies (Australian)																	
ABC Limited	43	43		18									61				
Bhp Billiton Limited - Ordinary Fully Paid	2,843	2,843		1,218									4,061				
National Australia Bank Limited - Ordinary Fully Paid	1,746	1,746		748									2,494				
	4,632	4,632		1,984									6,616				
Units in Listed Unit Trusts (Australian)																	
Gpt Group - Stapled Securities Fully Paid	4,500												4,500				

* Includes Foreign Capital Gains

BGL TRAINING FUND
INVESTMENT INCOME REPORT AT 30 JUNE 2014

Investment				Add			Less						Taxable	Indexed	Discounted	Other	Taxable
	Total	Franked	Unfranked	Franking	Foreign	TFN	Tax Free	Tax Exempt	Tax	Expenses	Capital	GST	Income	Capital	Capital	Capital	Capital
	Income	Amount	Amount	Credits	Credits	Credits			Deferred		Gains Disc.*		(incl Cap Gains)	Gains	Gains*	Gains*	Gains
	4,500												4,500				
	32,182	4,632		1,984									34,166				

* Includes Foreign Capital Gains

BGL TRAINING FUND
DIVIDEND/DISTRIBUTION COMPARISON REPORT
AT 30 JUNE 2014

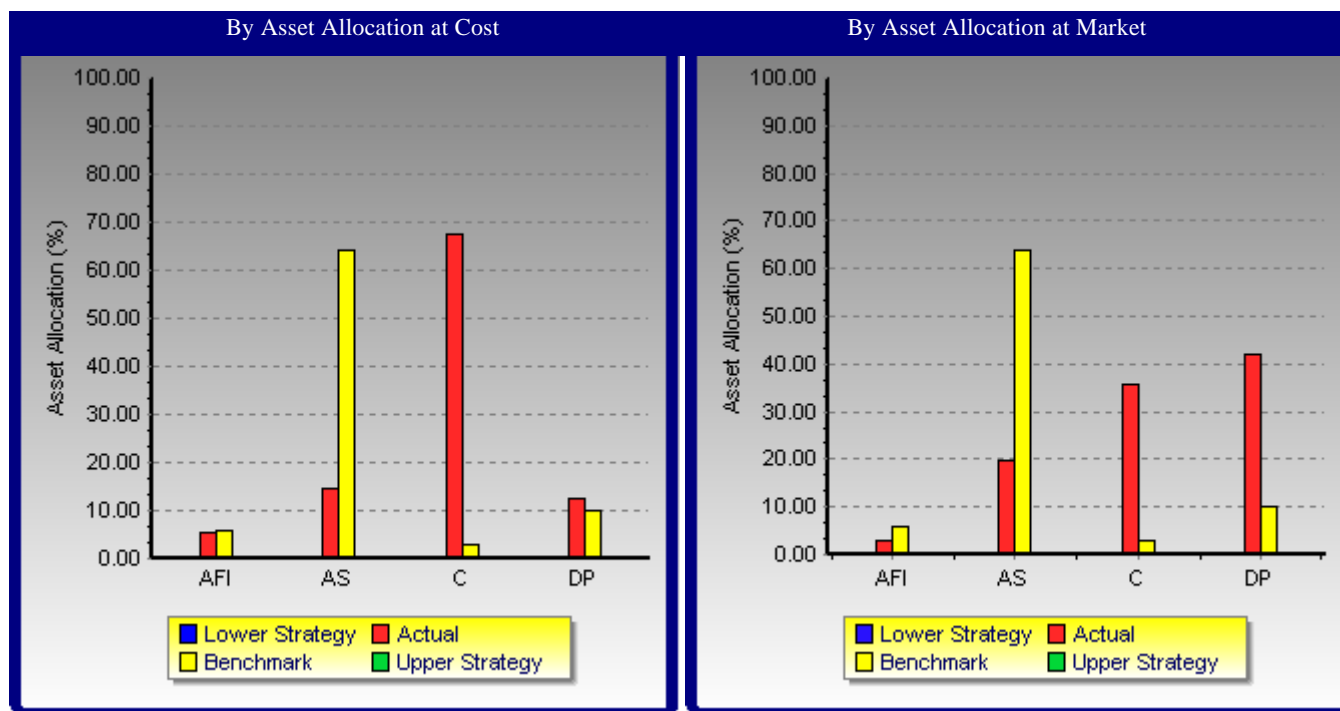
Ledger Data				Security Data						
Transaction Date	Reference	Amount	Imputed Credit	Date Payable	Ex Div/Dist Date	Units	Amount per share/unit	Estimated Amount	Imputed Credit	Reconciles
Fixed Interest Securities (Australian)										
250002 Westpac Term Deposit										
30/06/2014	9	4,800								
		4,800								No
		4,800								
Real Estate Properties (Australian)										
IP-002: 280001 Unit 7, 270 Grange Road, Toorak										
30/06/2014	10	14,000								
		14,000								No
		14,000								
Shares in Listed Companies (Australian)										
BHP: 239001 Bhp Billiton Limited - Ordinary Fully Paid										
30/06/2014	2	2,843	1,218							
		2,843	1,218							No
ABC: 239002 ABC Limited										
30/06/2014	3	43	18							
		43	18							No
NAB: 239003 National Australia Bank Limited - Ordinary Fully Paid										
30/06/2014	5	1,746	748							
		1,746	748							No
		4,632	1,984							
Units in Listed Unit Trusts (Australian)										
GPT: 238001 Gpt Group - Stapled Securities Fully Paid										
30/06/2014	1	4,500								

BGL TRAINING FUND
DIVIDEND/DISTRIBUTION COMPARISON REPORT
AT 30 JUNE 2014

Ledger Data				Security Data						
Transaction Date	Reference	Amount	Imputed Credit	Date Payable	Ex Div/Dist Date	Units	Amount per share/unit	Estimated Amount	Imputed Credit	Reconciles
		4,500								No
		4,500								
		27,932	1,984							

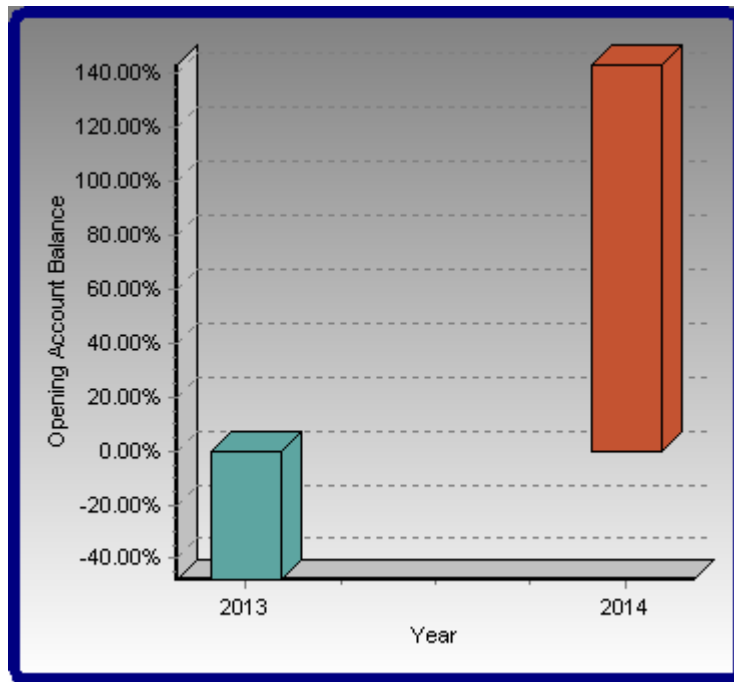
BGL TRAINING FUND

INVESTMENT STRATEGY COMPARISON CHART AT 30 JUNE 2014



Asset Groups (by Asset Allocation)	Investment Strategy %	Actual (Cost)		Actual (Market)		Benchmark %
		Amount	Percent	Amount	Percent	
Australian Fixed Interest	-	40,000	5.53%	40,000	2.91%	6.00
Australian Shares	-	105,040	14.53%	270,572	19.71%	64.00
Cash	-	487,681	67.48%	487,681	35.53%	3.00
Direct Property	-	90,000	12.45%	574,300	41.84%	10.00
		\$722,721	100.00%	\$1,372,553	100.00%	

BGL TRAINING FUND
RATE OF RETURN COMPARISON CHART AT 30 JUNE 2014



Financial Year	Rate of Return
2013	(47.84%)
2014	143.28%

BGL TRAINING FUND
DETAILED PURCHASE AND DISPOSAL REPORT
AT 30 JUNE 2014

Date	Details	Units	Unit Price	Amount
Shares in Listed Companies (Australian)				
<u>National Australia Bank Limited - Ordinary Fully Paid</u>				
30/06/2014	Purchase	4,000	5.01	20,040
		4,000		20,040
				\$20,040